

# Learning Projects - Week 2



Year 4

## Weekly Maths Tasks (Aim to do 1 per day)

### Estimate and use inverse operations to check answers to a calculation.

Click on this [link](#) to read more about the inverse operations. It explains how the inverse operation can be used to check your calculations.

Use this [link](#) to find out more about the inverse operation. It explains how the inverse operation can be used to check your calculations.

Watch the flipped learning video by clicking this [link](#) to see the method for using the inverse to check calculations.

Practice checking a calculation using the inverse by clicking this [link](#).

Have a go at some of the games linked to the inverse using this [website](#).

Try to [solve this problem](#) by using your knowledge of the inverse operation.

### To multiply together 3 numbers.

Watch the flipped learning video by clicking this [link](#) to see the method for multiplying 3 numbers.

Have a go at some of [these multiplications](#) in your jotter. You could upload your own video to seesaw explaining how to answer a question!

You could also roll a dice to generate your own three digits and multiply them together.

Do you have a packet of playing cards? Pick three cards and multiply the three numbers together, what is your answer? Upload your learning to SeeSaw, share it on Twitter or record it in your jotter.

### Recall multiplication and division facts up to 12 x 12.

Use this [times tables booklet](#) to support your learning ahead of the times table test in June. It's full of useful tips and strategies to help you recall your timetables facts rapidly and accurately.

Explore these [games](#) linked with multiplication and division.

Click on this [link](#) for more activities linked to multiplication and division.

Use times tables RockStars to practice regularly.

Explore a maths concept of your choice on the [myminimaths](#) website.

Could you think about how you might share your learning through seesaw, twitter or by making a poster in your journal?

Working on Times Table Rockstars - your child will have an individual login to access this (20 mins on garage followed by a sound check (5 minutes).



## Weekly Reading Tasks (Aim to do 1 per day)

Can you click on the picture below, download the extract and have a go the LIRA questions?

**Literal:** What did Tadpole grip between her teeth?


**Inference:** Why do you think Tadpole 'plunged under the blanket of mud' ?

**Reader Response:** "But, with eyes clamped shut, it was impossible to tell" What impact does The word 'clamped' have in this sentence? What alternative words could work to replace the Word 'clamped'? How does a different word change the effect of the sentence?

**Literal:** How long had it been since she last 'slop-snorkelled'?



Can you click on the picture below and have a go the LIRA questions? (**Monday 30<sup>th</sup> December Blog**)




**Literal:** What is Hope Jones hoping to do?

**Literal:** Why does Hope want to save the world?

**Literal:** What colour are Hope's bogeys?

**Literal:** Why does Hope know the world is a mess?

**Literal:** Why can't you leave a comment on Hope's blog?





### Write your own BLOG!

Can you write your own blog post and document what you have done as part of your day?



## Weekly SPAG Tasks (Aim to do 1 per day)

Can you share your learning on  or  ?


### How to use apostrophes in contractions

Can you click on the picture below and have a go at the activity?



### How to use possessive apostrophes.

Can you click on the picture below and have a go at the activity?



Can you revise the spelling rules that you have learnt this year using the spelling frame website?

Click on the photo below to access the year 4 spelling rules.

You can also play the games to help aid your understanding of each rule.



Year 3 and 4

- Spelling Rule 1 - Adding suffixes beginning with vowel letters to words of more than one syllable
- Spelling Rule 2 - The /r/ sound spell (e.g. occur, teach, ... etc.)
- Spelling Rule 3 - The /r/ sound spell (e.g. occur, teach, ... etc.)
- Spelling Rule 4 - More prefixes (1 of 3)
- Spelling Rule 5 - More prefixes (2 of 3)

## Weekly Writing Tasks (Aim to do 1 per day)

Story starter! Click on the picture and use the questions to discuss with a family member

- Who is/was on the sinking boat?
- What happened to that boat?
- Is the storm moving towards the boats or away from them?




### Sick Sentences

These sentences are 'sick' and need help to get better. Can you help? Write your up-levelled sentences on see saw, share them to twitter or in your learning journal (book).

**The troll put his hand on the house.**

**He had a nose and teeth. He was covered in grass**



### INTENSIFIER

Can you find more effective synonyms for the words below?

- beautiful
- happy
- good
- sad
- said

