

Learning Projects- Week 6



Year 5

Weekly Maths Tasks (Aim to do 1 per day)

Working on Times Table Rockstars - your child will have an individual login to access this (20 mins on SOUND CHECK).

Explore multiples through this website- [hit the button.](#)

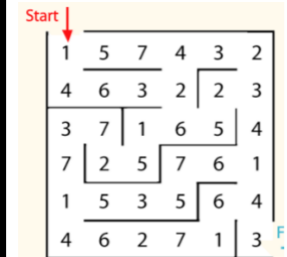
Time for some fun! Using your times table knowledge have a go at the game below.

[Times Table Game - Tommy's Trek](#)



Solve addition and subtraction multi-step problems.

Problem 1: [Maze 100.](#) Can you get through the maze adding all the numbers that you pass to get a total of exactly 100?



Problem 2: [Reach 100](#) Take a look at this problem by clicking on the link above! Can you reach 100?



Explore how to translate a shape.

Take a look at how to translate a shape by watching the [video.](#)

Take part in this [quizziz](#) and check your understanding of translating shapes!

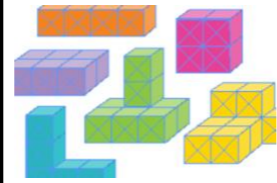


Challenge: Transformation Tease Click on the link to see the challenge linked with transformations! You will need to make links to previous learning..



Estimate and calculate volume.

Get started by watching this [video](#) linked with volume.



Here is a more detailed [video](#) on how we find the volume!

Can you create your own cuboids out of cubes and work out it's volume?

Challenge: [Pouring problem](#) - Click the link and watch the video- can you explain what's going on?



Challenge yourself to a Daily 10 Mental arithmetic challenge. Choose Level 5 and a topic area of your choice.

[Top marks Challenge](#)

Try a different topic area to cover to challenge yourself further.

Check out the new [BBC Teach](#) website! You will find a variety of videos to explore and watch!



Weekly Reading Tasks (Aim to do 1 per day)

Can you click on the picture below and have a go the LIRA questions? **Author Intent:** The author finishes the first page with a question, 'but are they real? And if so are they dangerous?' why has the author done this? And what impact does it have on the reader?




Literal: What are 'Cryptids'?

Read page 6 - Literal: In what countries was Bigfoot first spotted?

Inference: On page 6 witnesses describe Bigfoot, how do you think they may have felt when they saw it and why? Use evidence from the text to support your answer.

Reader Response: The author uses a description of big foot given to him by hikers and residents, is this evidence reliable and factual?

Can you click on the picture below and have a go the LIRA questions?



Literal: Who did J.W. Burns collect stories of Bigfoot from?

Author Intent: At the bottom of the page the author includes a glossary, why do you think he places it here and not all together at the back of the book?

Literal: 'Photos and videos cannot be verified' What does this mean?

Reader Response: How does P9 support the reader's understanding

Is this book fact or fiction? Can you explain your answer using information from the text

- YES
- NO
- MAYBE



Can you share your learning on [Seesaw](#) or [Twitter](#) ?



Thought shower what you have learnt from reading this book. You could list key information or place key information in raindrops raining down from a huge cloud!



Weekly SPAG Tasks (Aim to do 1 per day)

Can you share your learning on [Seesaw](#) or [Twitter](#) ?



Commas, brackets and dashes (learn)

Can you click on the picture below and have a go at the activity?



Commas, brackets and dashes (practise)

Can you click on the picture and scroll down to have a go at the activity?



Commas, brackets and dashes (apply)

Can you write five sentences or a short story to describe Michael's (or your own) chocolate cake adventure that use brackets to add extra information or afterthoughts?



Choose 5 words from the year 5/6 common exception words. Can you use them in a sentence spelling the words correctly?

Year 5 and 6 Statutory Spellings			
ambulance	ambush	any	apologise
apologise	apologise	apologise	apologise
apologise	apologise	apologise	apologise
apologise	apologise	apologise	apologise
apologise	apologise	apologise	apologise
apologise	apologise	apologise	apologise
apologise	apologise	apologise	apologise
apologise	apologise	apologise	apologise
apologise	apologise	apologise	apologise
apologise	apologise	apologise	apologise

Weekly Writing Tasks (Aim to do 1 per day)

Can you create a double paged fact file about a creature of your choice? Use the creatures in the book to help you. Think about how your information is displayed, how will you use heading effectively? How will you organise your writing? When are images needed?



Narrative Starters!

Using a creature from the book above can you continue one of the stories?

You're hiking in the woods. A twig snaps nearby. You turn to see a figure darting between the trees. What was it?

or

You're in a car riding down a dark road. Suddenly a birdlike creature with glowing red eyes swoops down. You and the monster are face-to-face.

Newsflash!

A creature has been spotted in a location near you! Can you choose a monster from the book and make a news report explaining what people saw?

MONSTER ON THE LOOSE

Once you have completed your news report and submitted it to the editor, it's time for your news to hit the live newsroom!



Can you put together a video presenting your story and include footage of the monster? how they reacted?

