

Learning Projects- Week 6

Year 4

Weekly Maths Tasks (Aim to do 1 per day)

Divide numbers using the formal written method with fraction remainders.

Watch this [video](#) that explains how to divide numbers and answer including a fraction remainder.

Here's a recap [video](#) if you didn't feel 100% with dividing with decimal answers.

Here are [questions](#) linked with division. Can you think about answering them with fraction answers? If you find this easy, write your answers including decimal answers too!

Can you create your own flipped learning video to show how you would write your remainder as a fraction?



Add and subtract fractions beyond 1 whole.

Check out this [video](#) that focuses on adding and subtracting fractions with common denominator beyond 1 whole.

[Speedway fractions](#)- Play this game to check your understanding of add/sub fractions. BEWARE you may need to simplify your answers!

Complete the [quiz](#) to see how confident you are!



Can you create your own questions and model how you would answer them, ensuring that your answer is larger than 1 whole.

Add and subtract fractions with different denominators.

Challenge yourself this morning by watching this [video](#) that helps you understand what you would do if the fractions denominators are different.

Complete this [quiz](#) to check your understanding of adding fractions with different denominators- *remember you can make notes to help you!*

Try these questions linked with adding fractions with different denominators.

Could you use some of these questions to create your own poster/ jingle/ video about adding/ subtracting fractions with different denominators.



Explore a maths concept of your choice on the [myminimaths](#) website.

Why not take a look at this website and see if you can work your way through **bronze, silver and gold challenges?**



Working on Times Table Rockstars - your child will have an individual login to access this (20 mins on garage followed by a sound check (5 minutes).

How many can you score out of 25? Share your score on seesaw and see if you can get as close to 25 as possible!



Weekly Reading Tasks (Aim to do 1 per day)

Can you click on the picture below, download the text and have a go the LIRA questions?

Literal: Why did the Ancient Egyptian civilisation begin?

Literal: Why was the river important to those who lived near it?

Inference: Why do you think the invention of a calendar would help the Egyptians farm?


Literal: How have the pyramids helped us learn about the Egyptians?

Literal: What three languages are used to write on the Rosetta Stone?

Literal: How has the Rosetta Stone helped archaeologists learn about the Ancient Egyptians?



Can you click on the picture below and have a go the LIRA questions?



Literal: What does the teacher suggest the pupil do to stop Derek Drew calling him names?

Inference: Do you think it's the same child asking the questions throughout the poem?

Inference: What impression do we form of the boy Derek Drew?

Author Intent: Why does the author repeat the phrase 'What shall I do?' more than once?

Inference: The teacher uses the phrases 'my love' and 'my flower' when replying to the child what does this suggest?

Inference: 'Do whatever you can, my flower. But don't ask me!' What does this phrase suggest about the teacher's personality?

#Hashtag summaries

Can you show your understanding of the poem by summarising what has happened using hashtags?

For this activity, your hashtag should not be more than six words long.

For example:

#Who is Mrs Butler?

#Mean Derek Drew

#Lamb on the roof!

#Derek Drew strikes again

Weekly SPAG Tasks (Aim to do 1 per day)

Can you share your learning on  or  ?


Expanded noun phrases (learn)

Can you click on the picture below and have a go at the activity?




Expanded noun phrases (practise)

Can you click on the picture and scroll down to have a go at the activity?



Expanded noun phrases (apply)

Click on the picture below, can you create a variety of expanded noun phrases to describe the picture?



Can you revise the spelling rules that you have learnt this year using the spelling frame website? Click on the photo below to access the Y4 spelling rules.

Spellingframe

Year 3 and 4

- Spelling Rule 1: Adding suffixes beginning with vowel letters to words of more than one syllable.
- Spelling Rule 2: One to one and y to i rule (e.g. boy, myth, ...).
- Spelling Rule 3: One to one and e to i rule (e.g. create, theatre, ...).
- Spelling Rule 4: More prefixes (e.g. ...).
- Spelling Rule 5: More prefixes (e.g. ...).

Excuses



*I've writ on the wrong page, Miss.
My pencil went all blunt.
My book was upside-down, Miss.
My book was back to front.*

*My margin's gone all crooked, Miss.
I've smudged mine with my scarf.
I've rubbed a hole in the paper, Miss.
My ruler's broke in half.*


*My work's blew out the window, Miss.
My work's fell in the bin.
The leg's dropped off my chair, Miss.
The ceiling's coming in.*

*I've ate a poison apple, Miss.
I've held a poison pen!
I think I'm being kidnapped, Miss!
So . . . can we start again?*

Can you write your own poem using the structure of excuses?

How many different excuses can you make for your teacher?

Click the picture to revise what rhyme schemes are.



Can you add a final verse to the poem

'Please Mrs Butler?'

**Please Mrs Butler
This boy Derek Drew
Keeps ...
What shall I do?**

PLEASE



