

Learning Projects Week 5.

EYFS

Weekly Maths Tasks (Aim to do 1 per day)

Sort those cupboards!

Are your adult's food cupboards full? Can you sort the items in them into a heavy and light group? Can you order them from heaviest to lightest?



Time to count!

Time to re – use those egg boxes! Use any small items such as Lego cubes, pasta shells, pebbles from outside and roll the dice and count out into the boxes. Can you roll two die and add the together?



Brighten up the woods!

Sometimes the woods can be gloomy place. Could you help make it a little brighter by making some patterned pebbles. You can paint different sized pebbles and design your own patterns using shapes and colours. Could you even design a repeating pattern?



What's your routine? What's first? What's last?

The little girl in the story has to follow her routine – tea time, bath time and bed time. Can you make a picture of your daily routine? What comes first, second or third?



Target Practice!

Can you set up a target in your garden or living room? Decided how much each section will be worth and find out who can score the most points! You could even use sugar in food bags to throw.



Weekly Literacy Tasks (aim to do 1 per day)

Creative Story Telling



You will need:
Whatever art materials you have to hand particularly paint, tissue, craft bits and bobs large sheets or continuous sheet of paper

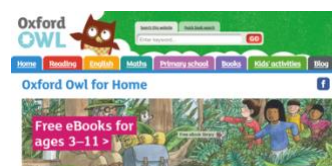
Tell a familiar story to the children "We're going on a bear hunt" is a good example. As you tell the story encourage the children to join in with refrains/ phrases and add paint etc to the paper as you tell the story "swishy swashy" with green paint "squelch squerch" with brown etc. You may need to do this one outside but its great fun!

Story time...

Click on the book to listen to the story



Children to read to parents daily. Visit Oxford Owl for free eBooks that link to your child's book band. You can create a free account. Complete the linked Play activities for each book.

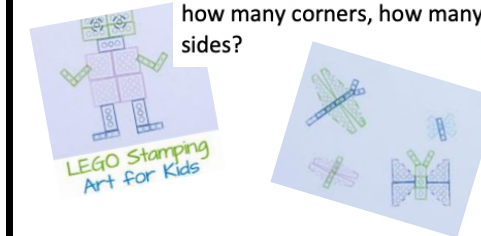


What would your beast look like if you had one as a pet? Can you draw it and share it on Seesaw?



Can you use Lego to create your beast?

Discuss 2D shape names, for example, discuss the size, how many corners, how many sides?



Weekly phonics Tasks (Aim to do 1 per day)

Can you share your learning on



Weekly Creative Tasks (Aim to do 1 per day)

- FIND A VARIETY OF SMALL CONTAINERS
- EXPLORE THE OUTDOORS COLLECTING INTERESTING BITS OF NATURE!
- PUT THE THINGS YOU HAVE COLLECTED INTO YOUR CONTAINERS
- FILL WITH WATER
- FREEZE, MELT, LOOK AND TOUCH



Tricky Words

It is very important that we practice oral blending when we are reading, but we also need to become familiar with tricky words we have been learning. Listen to this tricky word song. Can you spot any of these words in your reading books?



Phonics Play is FREE using this log in – click this link

Username: march20
Password: home


PhonicsPlay.co.uk

Rhyme Time House Hunt!

Can you find any objects in your house that rhyme? The video below might help you.



Feed your BEAST



Make a beast (bird) feeder using Cheerios threaded onto pipe cleaners or string. Can you record how many birds visit your feeder in 10 minutes?

Tape Shapes



Tape out as big or small an area as you wish – this could be done on paper, cardboard, a path or the fence.

Children to read to parents daily. Visit Oxford Owl for free eBooks that link to your child's book band. You can create a free account. Complete the linked Play activities for each book.

