

Learning Projects - Week 1



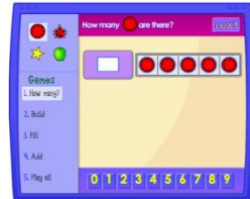
EYFS

Weekly Maths Tasks (Aim to do 1 per day)

Watch a Numberblocks clip each day at: [BBC](#) or [CBeebies](#). Use this [guide here](#) to give you ideas on what to do with your children whilst watching an episode. Click the picture below



Practise recognising amounts up to [five](#) or up to [ten](#) by playing these games. This can be done by reading a dice when playing board games, playing with cards, identifying how many food items on the plate etc.



Identify shapes and finish the patterns in [this online game](#). Can any of these shapes be found around the house? How many of each shape can be found?



Shape hunt: Take your child on a shape hunt around their house and garden. Look at the different shapes of the windows, doors, and houses. Can they name them? Are they 2D or 3D shapes? Ask them to create a picture of their house or street

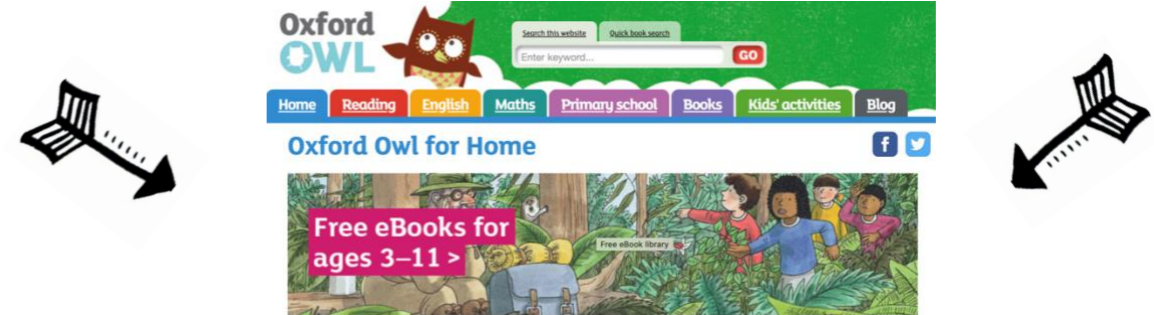


Practise learning about money by playing [this game](#). You could also use real coins and play a similar game with family members.



Weekly Literacy Tasks (aim to do 1 per day)

Reception age children: Children to read to parents daily. Visit Oxford Owl for free eBooks that link to your child's book band. You can create a free account. Complete the linked Play activities for each book.



Listen to the traditional story 'Jack and the Beanstalk'.



Can we read a story to you? Click on the picture!



Write yourself a name poster for your bedroom door. Decorate it with your favourite things all about you!



Weekly phonics Tasks (Aim to do 1 per day)


Can you share your learning on



Sing the song '[Daddy Finger](#)'- Can your child change their voice for each person e.g. a deep voice for Daddy finger, a squeaky voice for Baby finger

Daily phonics - Practice the sounds your child is working on and blend words. This can be oral blending (e.g. spoken out loud c-a-t) or written if appropriate. [Interactive games](#)

Sing Nursery Rhymes and songs together. Add in actions and change the words. Can children think of different rhyming words to add in? Click the link to listen!



Weekly Creative Tasks (Aim to do 1 per day)

Practice name writing. Can they write their first name? Middle name? Surname? Using chalks, crayons, paint, felt tips.



Hide and seek: Write a set of instructions on how to find something in your bedroom. Think about the positional language to help find the object



EXTREME MAMMALS

Can you use paint, chalk or crayons to draw your favourite mammal? Click the picture below!



